



Rysiowe Animacje

KARTY PRACY










WALENTYNKI

pobierz darmową
próbkę



Połącz rysunek z jego cieniem



DOMINO

Co kryje się pod znakiem zapytania?
Narysuj symbole w odpowiednim miejscu.

The dominoes in the grid contain the following symbols from left to right, top to bottom:

- Row 1: Heart, Heart, Question mark, Question mark, Heart-shaped glasses, LOVE, LOVE, Heart
- Row 2: Question mark, Cloud with rain, Heart-shaped glasses, Heart-shaped glasses, Red bow, Red bow, Cloud with rain, Question mark
- Row 3: Question mark, LOVE, LOVE, LOVE, Question mark, Question mark, Red bow, LOVE

There are also four numbered boxes placed on the grid:

- Box 1: Located between the second and third dominoes of the first row.
- Box 2: Located between the seventh and eighth dominoes of the second row.
- Box 3: Located between the second and third dominoes of the third row.
- Box 4: Located between the fourth and fifth dominoes of the third row.



--	--



--	--








--	--




--	--

Wśród pokazanych serc zaznacz, które
- jest największe - otocz zieloną pętlą,
- jest najmniejsze - otocz czerwoną pętlą.




Mówi się, że trzeba odnaleźć odpowiedni klucz do serca.
Który klucz pasuje do kłódki?
Podpisz cyfrą odpowiedni klucz.




1




2




3




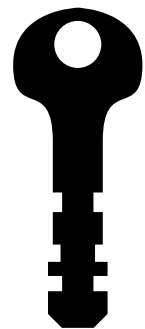








4



5



6



Dzieci zbierały serca, które serca zostały zebrane?

Otocz pętlą.

Wpisz w okienko, ile było zebranych serc w danym kolorze.



4C
2D
3B



5C
5E
2B



2C
4D
1C

	A	B	C	D	E
1					
2					
3					
4					
5					

--	--	--